

ARMY PUBLIC SCHOOL, KOTA
SUMMER HOLIDAY HOMEWORK
CLASS II

GENERAL INSTRUCTIONS:

1. Complete the homework in the respective subject notebook.
2. Do your work neatly.
3. Compulsory to do all questions for all subjects.
4. After completing make a pdf and send it to your respective subject teacher. Eg. English HW pdf to English teacher, Hindi HW to Hindi teacher, etc.

ENGLISH

1. Arrange the following words in alphabetical order:
 - a. Bunny, Chef, Aloud, Mumbai, Ant
 - b. Delhi, Butterfly, Tub, Igloo, Shy
 - c. Nurse, Boxer, Funny, Bee, Doctor
 - d. Watch, Yak, Baby, Horse, Aero plane
 - e. Triangle, Black, River, Bin, Door

2. Match the following:

Column A (Noun)	Column B (Pronoun)
a. Girl	It
b. Spoon	She
c. Snakes	He
d. Boy	They

3. Circle the naming words in the sentences given below.
 - a. Anil finished his book project at home.
 - b. Uncle Sharma lives twelve hours away from Delhi.
 - c. Grand mother put the bowl of soup on the table.
 - d. My brother saw the most amazing animals at the zoo.
 - e. I like to eat ice-cream at the town park.

4. Write the correct article (a/ an) before each noun:

- a. _____ igloo
- b. _____ tree
- c. _____ inch
- d. _____ eagle
- e. _____ owl

5. Look at the picture below and make a list of the names of at least ten things that you can find in it.



- (a) _____
- (c) _____
- (e) _____
- (g) _____
- (i) _____

- (b) _____
- (d) _____
- (f) _____
- (h) _____
- (j) _____

हिंदी

1. दिए गए शब्दों में से स्वर और व्यंजन से शुरू होने वाले शब्दों को अलग-अलग करके लिखिए ।

कबूतर, अनार, इलायची, अदरक, घर, कोयल, ऊँट, सामान, घड़ा, आम, मछली, औरत

2. एकवचन / बहुवचन का सही मिलान करिए -

क	ख
आँख	पिचकारियाँ
चिड़िया	किताबें
किताब	तितलियाँ
पिचकारी	चिड़ियाँ
तितली	आँखें

3. संज्ञा (नाम वाले शब्द) शब्दों पर गोला लगाइए -

क- राम खड़ा है ।

ख- छोटे बच्चे खेल रहे हैं ।

ग- आप किस स्कूल में पढ़ते हैं ?

घ- मेरा घर पास ही है ।

4. अपने मित्र/दोस्त की पाँच अच्छी आदतों के बारे में लिखिए-

1.

2.

3.

4.

5.

5. नीचे दिए गए चित्र में आप को क्या-क्या दिखाई दे रहा है ? लिखिए -











MATHEMATICS

Activity 1

How many things for Ben?

The things in first box are to be shared between Jack and Ben. The things shown in the last box belongs to Jack. In the middle box, find out how many things should belong to Ben?

	-	<input type="text"/>	=	
<input type="text"/>	-	<input type="text"/>	=	<input type="text"/>
	-	<input type="text"/>	=	
<input type="text"/>	-	<input type="text"/>	=	<input type="text"/>
	-	<input type="text"/>	=	
<input type="text"/>	-	<input type="text"/>	=	<input type="text"/>
	-	<input type="text"/>	=	
<input type="text"/>	-	<input type="text"/>	=	<input type="text"/>

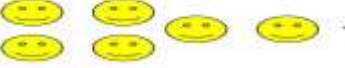







MATHSDIARY.com

Activity 2

Student Name: _____ Score: _____

Add the Pictures

Count, add the pictures and write your answer in the place holder:

	+		<input type="text"/>
	+		<input type="text"/>
	+		<input type="text"/>
	+		<input type="text"/>

Free Math Worksheets @ <http://www.Civildatas.com/FreeMathWorksheets.com>


ACTIVITY 3

$2 \times 4 =$ <input type="text"/>	$3 \times 7 =$ <input type="text"/>
$5 \times 6 =$ <input type="text"/>	$2 \times 8 =$ <input type="text"/>
$10 \times 9 =$ <input type="text"/>	$3 \times 9 =$ <input type="text"/>
$5 \times 9 =$ <input type="text"/>	$10 \times 4 =$ <input type="text"/>

Activity 4

Unscrambling letters to form number-names
Unscramble the letters in column A to form number names and match them with numbers in column B.

A	B
e n t	20
i n e n y t	40
i r t y h	10
i f t f y	70
f r u o y t	90
t n w e y t	50
i e t h g y	80
v e n s e y t	30



MATHSDIARY.COM

EVS

1. Unscramble the letters to name the different parts of the body.

TOFO, EAHD, YEE, REA, DANH, ESON, THOUM, ESCHT, GLE,



2. Arrange , draw and colour the following food items in the right place:



Fig. 2.6. Different food items

Energy giving food	Body building food	Protective food

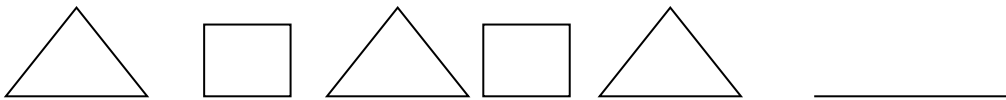
3. Make a list of six healthy eating habits.

GK

1. Write down the next number:

5 10 15 20 25 _____


2. Draw the next shape in the sequence:



3. If you will add three more apples, how many apples will be there in all?



4. i) Colour every second box.



ii) How many of them are coloured? _____

5. Tick the month which comes after May?

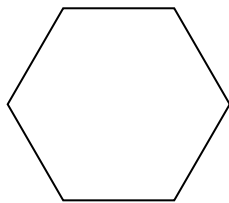
January []

March []

June []

July []

6. How many sides does this shape have :



7. Our national emblem is _____

a) The Ashoka Chakra



c) Charkha



b) The Lion Capital



d) Banyan tree





8. How many legs do three spiders have? _____

9. This bird is the symbol of intelligence and wisdom.



10. Circle the activities that need water.



COMPUTER

1. Tick (✓) the task that you can do on computer:-

Draw Type Letters Play Music

Play Games Walk Swim

Solve Sums Jump

2. Unscramble the words to make meaningful words:-

O E M R T U C P _____

C A T L E B T P _____

O T P S D E K _____

P A T L O P _____

3. Circle the names of answers in the word grid given below, either across or down, with the help of clues.

A	C	J	U	G	W	H	K	O	R	T	D	P	X
N	V	E	H	B	T	M	F	L	G	L	E	Q	Y
O	B	W	L	K	Y	X	J	Y	N	F	S	R	Z
P	F	A	A	W	K	A	Y	E	O	W	K	S	A
H	S	U	P	E	R	C	O	M	P	U	T	E	R
L	G	S	T	Q	B	T	W	V	E	Z	O	T	B
U	K	R	O	Z	M	Y	A	X	T	C	P	U	C
R	O	Y	P	D	L	X	E	A	J	B	H	V	D
M	W	T	A	B	L	E	T	P	C	M	R	W	E

- a. This computer works very fast.
 - b. This type of computer is used in schools.
 - c. This type of computer fits on your lap.
 - d. This type of computer can be used by touching the screen with your finger.
4. Draw, colour and name the different types of computers.

EMOTIONAL WELLBEING

1. Plant a tree and take care of it.
2. Show you care by making "Thank you cards" for your parents, teachers, siblings, friends etc.
3. Learn any new skill; art and craft, painting, dancing, clay modelling, gardening etc and share your creativity with us.

ART

MONTH	THEME	ACTIVITY
April & May	EVS:- Food Eng:-Noun Hindi:-two friends Maths:-3 digit numbers	Fruits & Veg.by thumb Imp. My school (drawing) Smiley cards Drawing by numbers

Art integrated Home Assignment

School Name

Your Name

Class

READING

Read this story:

<https://www.kidsgen.com/stories/panchatantra/>

YOGA & SPORTS

Draw these poses of yoga and write down three benefits of it.

1. Padmasana
2. Sukhasana
3. Vajrasana

Perform 50 skipping daily.